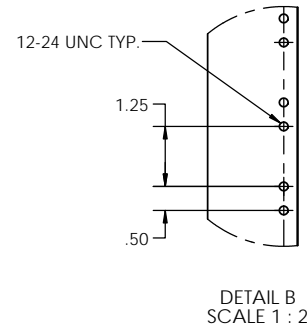
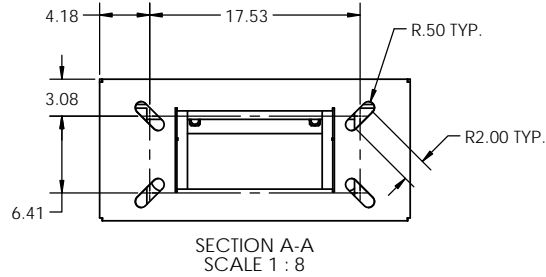
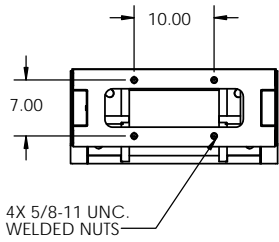
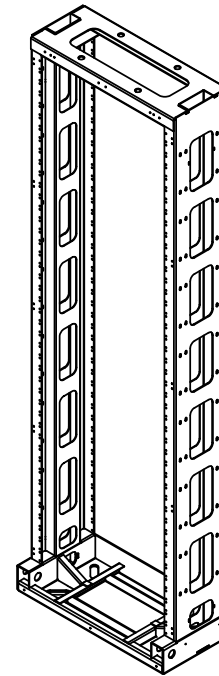
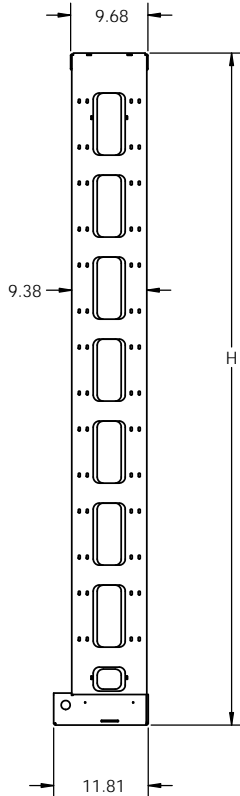
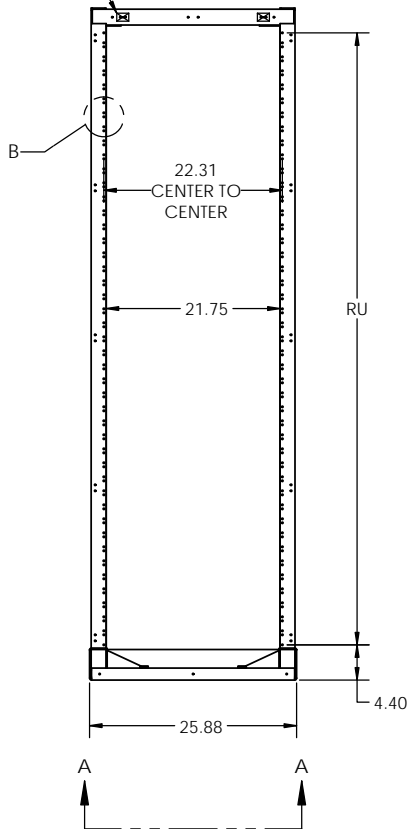


NOTES:

1. MATERIAL: HEAVY GAUGE WELDED STEEL FRAME
2. STANDARD FINISH: TELCO GRAY POWDER COAT (OTHER COLORS AVAILABLE)
3. TELCORDIA GR-63-CORE TESTED FOR SEISMIC ZONE 4 QUALIFICATION (HEIGHTS 84" AND UNDER ARE QUALIFIED UNDER CERTIFICATION).
4. TAPPED MOUNTING HOLES PROVIDED IN FRONT AND REAR FLANGES.
5. LOAD RATING: 925 LBS IN ZONE 4 SEISMIC AREAS (INCLUDES 50 LBS OF OVERHEAD CABLE).
6. HEIGHTS UNDER AND ABOVE THE LISTED HEIGHTS IN TABLE 1 ARE ALSO AVAILABLE. PLEASE CONSULT WITH SALES.



MASKED GROUND PROVISIONS FRONT AND REAR



TITAN RACKS PART NUMBER LEGEND

TTN	B	30	084	A	A
	A	TELCO GRAY			
	B	BLACK			
	C	BLUE			
	D	WHITE			
	E	CREAM			
	F	KONE GRAY			

A	EIA HOLE SPACING
M	METRIC

072	6'
084	7'
087	2100 MM
087	2200 MM

30	300 MM DEEP BASE
45	450 MM DEEP BASE
60	600 MM DEEP BASE
75	750 MM DEEP BASE

A	19" PANEL MOUNTING
B	23" PANEL MOUNTING
E	600 MM PANEL MOUNTING

TTN TITAN RACK

BOLD FOR METRIC ETSI RACKS ONLY

CONFIGURATIONS TABLE			
PART NUMBER	HEIGHT (H)	RACK UNITS (RU) EIA WIDE	WEIGHT LBS.
TTNB30072Ax	72.00 IN.	37	129
TTNB30084Ax	84.00 IN.	44	142

**LAST DIGIT (X) OF THE ABOVE PART NUMBER REPRESENTS COLOR. SEE PART NUMBER LEGEND TO COMPLETE PART NUMBER.

PROPRIETARY AND CONFIDENTIAL
THE INFORMATION CONTAINED IN THIS DRAWING IS THE SOLE PROPERTY OF ELECTRONIC SYSTEMS SUPPORT. ANY REPRODUCTION IN PART OR AS A WHOLE WITHOUT THE WRITTEN PERMISSION OF ELECTRONIC SYSTEMS SUPPORT IS PROHIBITED.

Electronic Systems Support www.ess.to		3233 W. Kingsley Rd. Garland, Texas 75041 PH. 972-272-2468 FAX 972-276-9844	
DRAWN	NAME	DATE	TITLE:
ENG APPR	RNA	11-09-15	TITAN RACK, 23", 300MM BASE, EIA MTG.
UNLESS OTHERWISE SPECIFIED, DIMENSIONS ARE IN INCHES		SIZE	DWG. NO.
PROJECTION:		C	TTNB30xxxAx-SPEC
SCALE: 1:12		REV	A
SHEET 1 OF 1			