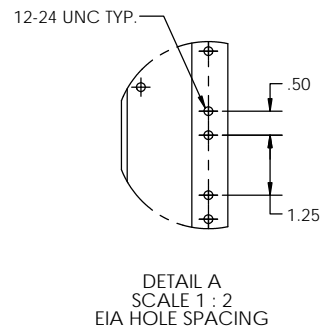
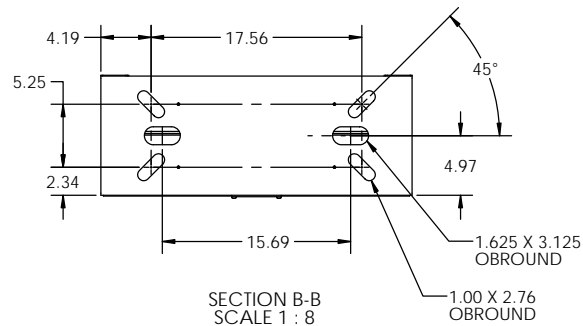
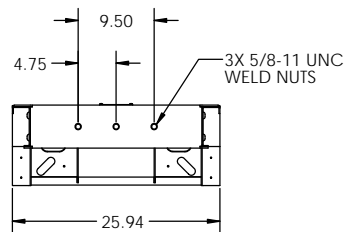
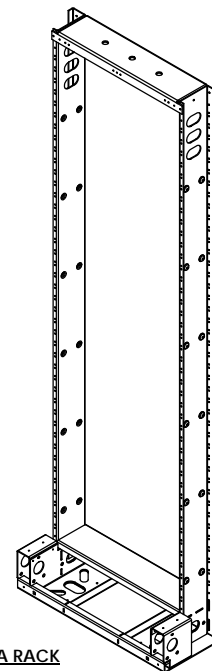
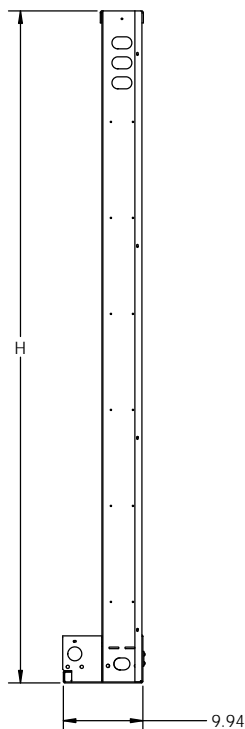
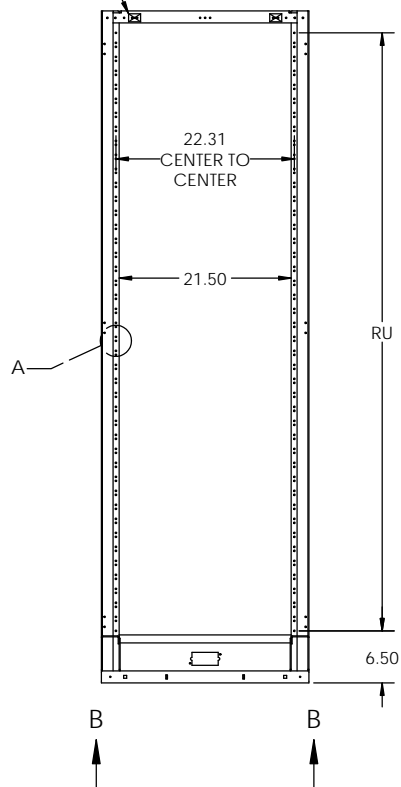


NOTES:

1. MATERIAL: HEAVY GAUGE WELDED STEEL FRAME
2. STANDARD FINISH: TELCO GRAY POWDER COAT (OTHER COLORS AVAILABLE)
3. TELCORDIA GR-63-CORE TESTED FOR SEISMIC ZONE 4 QUALIFICATION (HEIGHTS UNDER 84" ARE QUALIFIED UNDER CERTIFICATION).
4. LOAD RATING: 525 LBS IN ZONE 4 SEISMIC AREAS (INCLUDES 50 LBS OF OVERHEAD CABLE).
5. STATIC RATING: 850 LBS
6. HEIGHTS LISTED IN TABLE 1 ARE STANDARD HEIGHTS. SEE PART NUMBER LEGEND FOR ADDITIONAL HEIGHTS AVAILABLE.
7. IT IS RECOMMENDED TO SUPPORT RACKS TALLER THAN 8 FT. FROM TOP IN ADDITION TO FLOOR MOUNTING.



MASKED GROUND PROVISIONS FRONT AND REAR



UNEQUAL FLANGE RACKS PART NUMBER LEGEND

SUFR	B	32	084	A	A
------	---	----	-----	---	---

A	TELCO GRAY
B	BLACK
C	BLUE
D	WHITE
E	CREAM
F	KONE GRAY

HOLE SPACING	
A	EIA HOLE SPACING

060	5'
066	5'6"
072	6'
078	6'6"
084	7'
090	7'6"
096	8'
102	8'6"
108	9'
114	9'6"
120	10'
126	10'6"
132	11'
138	11'6"

31	CLOSED DUCT
32	OPEN DUCT
33	CLOSED DUCT (TOP ANGLE OPTION)
34	OPEN DUCT (TOP ANGLE OPTION)

RACK WIDTH	
B	23" PANEL MOUNTING

RACK STYLE	
SUFR	SEISMIC UNEQUAL FLANGE RACK

TABLE 1			
MODEL NO.	RACK UNITS EIA(RU)	HEIGHT (H)	WEIGHT (LBS.)
SUFRB32084Ax	43	84	86
SUFRB32090Ax	46	90	100
SUFRB32096Ax	49	96	104
SUFRB32108Ax	56	108	112
SUFRB32138Ax	73	138	122

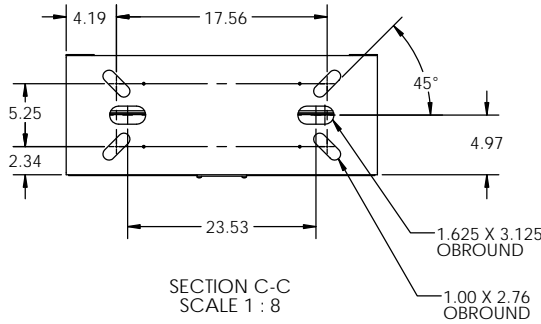
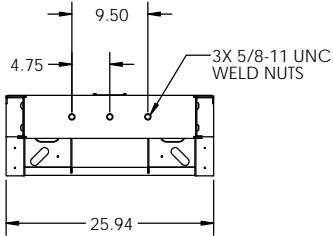
**LAST DIGIT (X) OF THE ABOVE PART NUMBER REPRESENTS COLOR. SEE PART NUMBER LEGEND TO COMPLETE PART NUMBER.

PROPRIETARY AND CONFIDENTIAL
THE INFORMATION CONTAINED IN THIS DRAWING IS THE SOLE PROPERTY OF ELECTRONIC SYSTEMS SUPPORT. ANY REPRODUCTION IN PART OR AS A WHOLE WITHOUT THE WRITTEN PERMISSION OF ELECTRONIC SYSTEMS SUPPORT IS PROHIBITED.

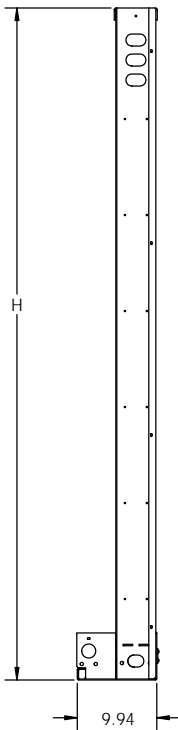
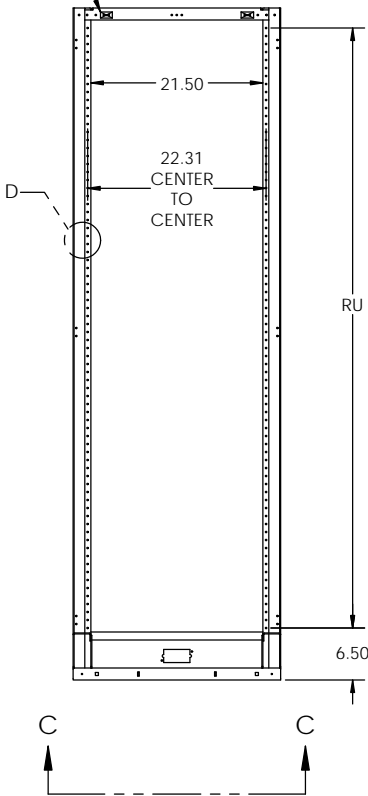
UNLESS OTHERWISE SPECIFIED: DIMENSIONS ARE IN INCHES		Electronic Systems Support www.ess.to		3233 W. Kingsley Rd. Garland, Texas 75041 PH. 972-272-2468 FAX 972-276-9844	
TITLE: UNEQUAL FLANGE RACK, 23" SEISMIC, OPEN DUCT					
PROJECTION: DRAWN BY: RNA	NAME: DATE: 11-10-15	SIZE: C	DWG. NO. SUFRB32xxxx-SPEC	REV B	SHEET 1 OF 2

NOTES:

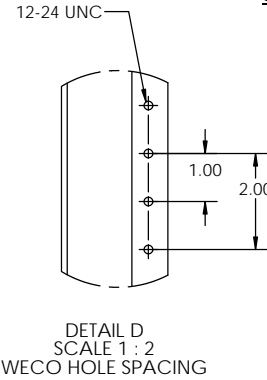
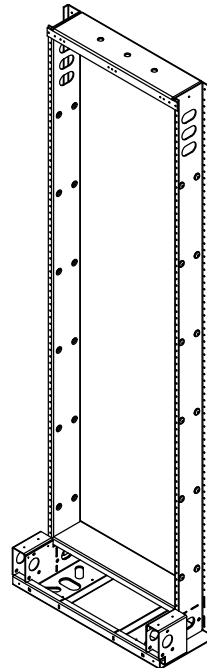
1. MATERIAL: HEAVY GAUGE WELDED STEEL FRAME
2. STANDARD FINISH: TELCO GRAY POWDER COAT (OTHER COLORS AVAILABLE)
3. TELCORDIA GR-63-CORE TESTED FOR SEISMIC ZONE 4 QUALIFICATION (HEIGHTS UNDER 84" ARE QUALIFIED UNDER CERTIFICATION).
4. LOAD RATING: 525 LBS IN ZONE 4 SEISMIC AREAS (INCLUDES 50 LBS OF OVERHEAD CABLE).
5. STATIC RATING: 850 LBS
6. HEIGHTS LISTED IN TABLE 1 ARE STANDARD HEIGHTS. SEE PART NUMBER LEGEND FOR ADDITIONAL HEIGHTS AVAILABLE.
7. IT IS RECOMMENDED TO SUPPORT RACKS TALLER THAN 8 FT. FROM TOP IN ADDITION TO FLOOR MOUNTING.



MASKED GROUND PROVISIONS FRONT AND REAR



WECO RACK



UNEQUAL FLANGE RACKS PART NUMBER LEGEND

SUFR B 32 084 B A

A	TELCO GRAY
B	BLACK
C	BLUE
D	WHITE
E	CREAM
F	KONE GRAY

HOLE SPACING
B WECO HOLE SPACING

060	5'
066	5'6"
072	6'
078	6'6"
084	7'
090	7'6"
096	8'
102	8'6"
108	9'
114	9'6"
120	10'
126	10'6"
132	11'
138	11'6"

31	CLOSED DUCT
32	OPEN DUCT
33	CLOSED DUCT (TOP ANGLE OPTION)
34	OPEN DUCT (TOP ANGLE OPTION)

RACK WIDTH
B 23" PANEL MOUNTING

RACK STYLE
SUFR SEISMIC UNEQUAL FLANGE RACK

TABLE 1			
MODEL NO.	RACK UNITS EIA(RU)	HEIGHT (H)	WEIGHT (LBS.)
SUFRB32084Bx	38	84	86
SUFRB32090Bx	41	90	100
SUFRB32096Bx	44	96	104
SUFRB32108Bx	50	108	112
SUFRB32138Bx	65	138	122

**LAST DIGIT (X) OF THE ABOVE PART NUMBER REPRESENTS COLOR. SEE PART NUMBER LEGEND TO COMPLETE PART NUMBER.

PROPRIETARY AND CONFIDENTIAL
THE INFORMATION CONTAINED IN THIS DRAWING IS THE SOLE PROPERTY OF ELECTRONIC SYSTEMS SUPPORT. ANY REPRODUCTION IN PART OR AS A WHOLE WITHOUT THE WRITTEN PERMISSION OF ELECTRONIC SYSTEMS SUPPORT IS PROHIBITED.

UNLESS OTHERWISE SPECIFIED: DIMENSIONS ARE IN INCHES		Electronic Systems Support www.ess.to		3233 W. Kingsley Rd. Garland, Texas 75041 PH. 972-272-2468 FAX 972-276-9844	
TITLE: UNEQUAL FLANGE RACK, 23" SEISMIC, OPEN DUCT					
PROJECTION: 		SIZE C		DWG. NO. SUFRB32xxxxx-SPEC	
DRAWN BY: RNA		DATE: 11-10-15		REV B	
SCALE: 1:12				SHEET 2 OF 2	